

KOALA KARE PRODUCTS

Installation and Operation Instructions

KB111-SSRE Baby Changing Station Cambiador Plegable Table à Langer Babywickelstation



You are responsible for the safe operation of this unit.

IMPORTANT. RETAIN FOR FUTURE REFERENCE. READ CAREFULLY.
IMPORTANTE. GUÁRDELO PARA FUTURAS CONSULTAS. LEER ATENTAMENTE.
IMPORTANT. À CONSERVER POUR INFORMATION. À LIRE ATTENTIVEMENT.
WICHTIG. ZUR SPÄTEREN BEZUGNAHME AUFBEWAHREN. BITTE SORGFÄLTIG
DURCHLESEN.



OPERATING INSTRUCTIONS

Please Note:




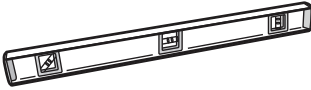




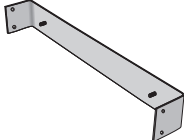
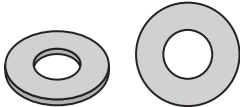
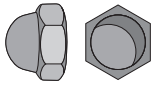

To assure proper installation, it is suggested that a qualified person or carpenter install the Koala Baby Changing Station. Koala Kare Products will not be responsible if the station is not installed properly. Koala Baby Changing Stations have been tested to hold a substantial static load. The unit must be attached to a permanent wall that is capable of holding a substantial load. The maximum recommended total weight for this baby changing station (including baby and parcel bag) is 60 lbs. Excessive weight may cause a hazardous or unstable condition to exist.

Restraint System: To fasten the waist restraint strap, place strap around child’s midsection, and push spring tabs into buckle until both spring tabs lock in place with an audible “click”. Straps can be adjusted to make strap tighter or looser as required.

Inspection Criteria:

A properly maintained baby changing station:

- Opens and closes smoothly
- Has both ends of a functioning, non-frayed strap: buckle clicks when closed and strap is attached to unit at both ends.
- Offers parents liners through a fully stocked liner dispenser. (Dispenser built into unit.)
- Provides a clean, convenient place for customers to attend to their children.

TOOLS NEEDED				Screwdriver 
Gloves 	9/16” Socket Wrench 	Level 	Pencil 	
Drill 	1/8” Drill Bit (regular and masonry) 	Measuring Tape 	Stud Finder 	
HARDWARE PROVIDED				
Mounting Bracket 	Four Flat Washers 	Four Acorn Nuts 	Eight Phillips Flat Head Screws 	

INSTALLATION INSTRUCTIONS

Vertical Baby Changing Station Recessed Mounted Model Numbers KB111-SSRE

Step 1.

Remove the station from the shipping container and check for any freight damage. Identify the best location for installing the baby changing station. Hold the unit in place, open the bed, and make sure that there is adequate operating clearance.

Step 2.

Select the wall area where the Baby Changing Station will be installed. Measure from the floor, at the center of the stud, and mark the wall at $62\frac{5}{8}$ " (1591 mm). Hold the unit in place to verify alignment. Cut a hole $22\frac{1}{8}$ " (562 mm) wide, $35\frac{5}{8}$ " (905 mm) high, and 4" (102 mm) deep in the wall and construct mounting frame as shown in Fig1.0. If the wall surface is masonry or tile over wood studs, use caution when cutting the hole for the unit.

Step 3.

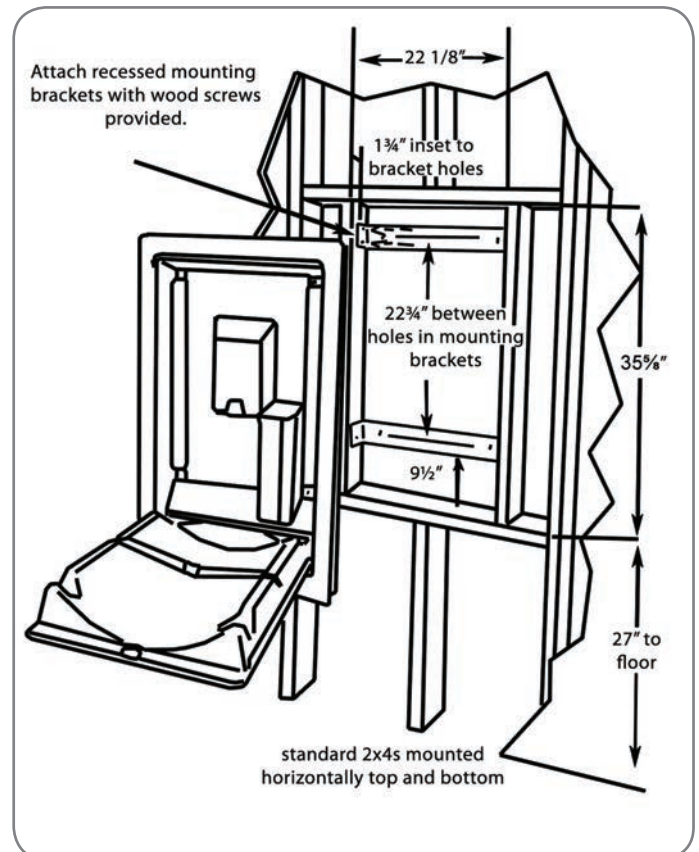
The unit comes with two mounting brackets that need to be secured to the mounting frame as shown in drawing.

Step 4.

Use the capped nuts and washers to secure the Baby Changing Station to the mounting bracket. It may be necessary to adjust the door to square by using a shim on the top right or left side of the unit before tightening securely to the wall.


Step 5.


Clean work area and inspect unit to ensure it opens and closes smoothly. Replacement parts and additional liners can be purchased from your local distributor or by calling Koala at 303.539.8300.




ASTM F 2285-04


 **WARNING:** Never leave child unattended.


 **WARNING:** Avoid serious injury from falling or sliding out. Always use restraint system.

 **WARNING:** Designed for Infants Only. Age up to 3.5 years and weighing less than 50 lbs. Keep one hand on the child at all times.


Parcels or accessory items, or both, placed on the unit may cause the unit to become unstable.




 **ATTENTION :** Ne laissez jamais un enfant sans surveillance.


 **ATTENTION :** Évitez les blessures occasionnées par une chute ou une glissade. Utilisez toujours le système de retenue.


 **ATTENTION :** Conçue uniquement pour les jeunes enfants. Jusqu'à 3 ans et demi et moins de 50 lb (23 kg). Conservez une main sur l'enfant à tout moment.


Tout paquet ou accessoire placé sur la table peut créer un déséquilibre.

WARNING	
	WARNING Never leave child unattended.
	WARNING Avoid serious injury from falling or sliding out. Always use restraint system.
	WARNING Designed for Infants Only. Age up to 3.5 years and weighing less than 50 lb. Keep one hand on child at all times.
<small>Koala Kare Products, A Division of Bobrick 6982 S Quentin Street Centennial, CO 80112 Ph 888-733-3456/303-539-8300 - www.koalabear.com P/N 975</small>	


WARNING	
	WARNING Never leave child unattended.
	WARNING Avoid serious injury from falling or sliding out. Always use restraint system.
	WARNING Designed for Infants Only. Age up to 3.5 years and weighing less than 50 lb. Keep one hand on child at all times.
<small>Koala Kare Products, A Division of Bobrick 6982 S Quentin Street Centennial, CO 80112 Ph 888-733-3456/303-539-8300 - www.koalabear.com P/N 975</small>	


 **ADVERTENCIA:** No deje nunca al niño desatendido.

 **ADVERTENCIA:** Evite que el niño se lesione por caerse o resbalarse del cambiador Use siempre el sistema de sujeción.

 **ADVERTENCIA:** Diseñado exclusivamente para bebés. Hasta 3 años y medio de edad y con un peso inferior a 50 libras (22,5 kg aproximadamente). Mantenga siempre al niño sujeto con una mano. Colocar paquetes o accesorios, o ambas cosas, encima del cambiador puede provocar que se desestabilice.

 **WARNUNG:** Das Kind niemals unbeaufsichtigt lassen.

 **WARNUNG:** Ernsthaftige Verletzungen durch Herausfallen oder Herausrutschen verhindern. Immer das Rückhaltesystem verwenden.

 **WARNUNG:** Dieses Produkt ist nur für Kleinkinder bis zu 3 1/2 Jahren und einem Gewicht von höchstens 50 lbs. (23 kg) vorgesehen. Das Kind immer mit einer Hand festhalten. Durch Ablegen von Päckchen und Zubehör auf der Wickeltisch kann diese instabil werden.